

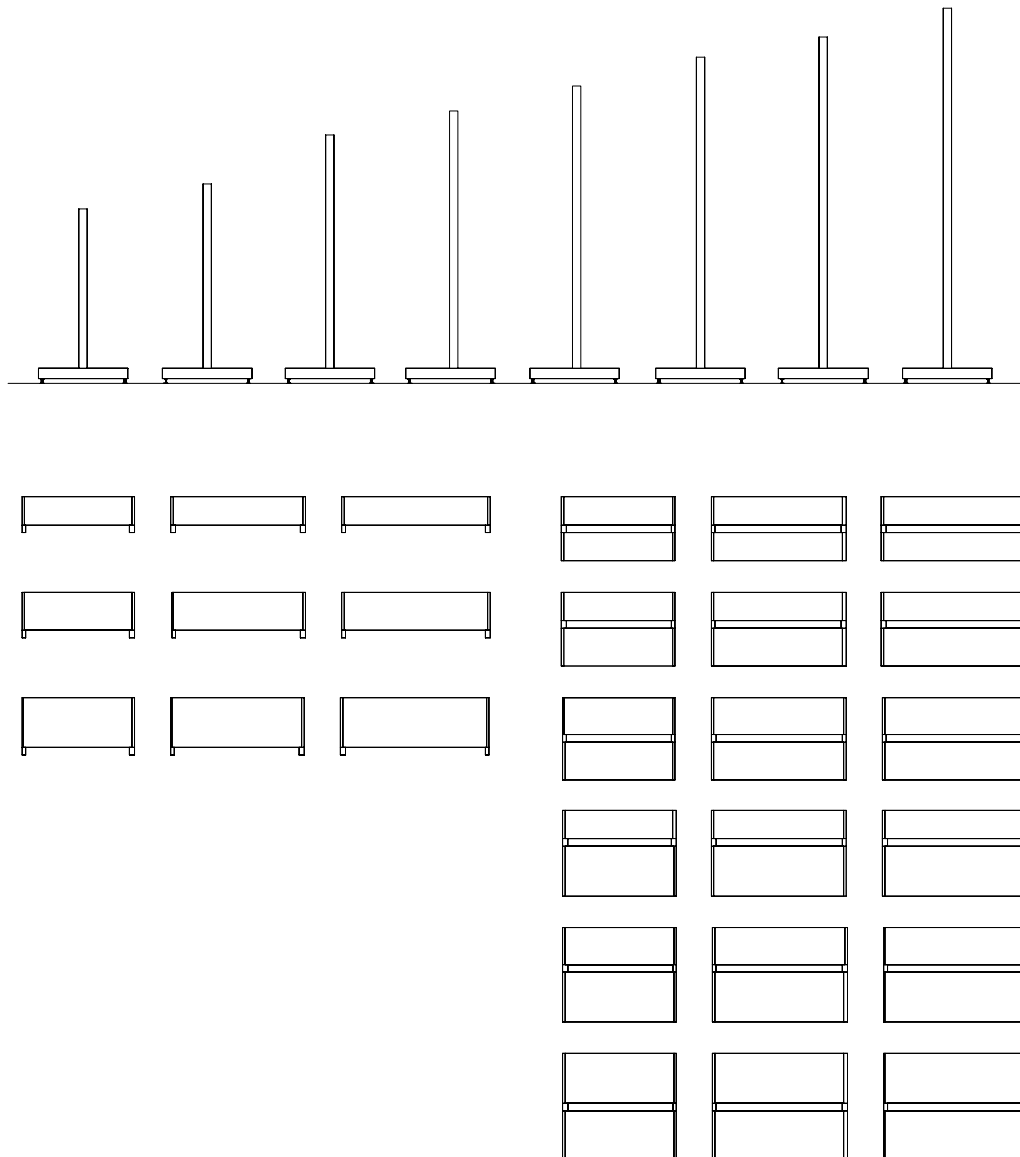
**Shelving Summary**

The modular design of BIBLOMODEL's steel shelving is based on the suspension of individual components free-standing, single or double-face uprights or wall strips. All shelving components adjust vertically in increments. The width of BIBLOMODEL's componentry is based on 36" section. All of the modules and the more common componentry are available in 30" and 39".

The componentry depths are offered in various dimensions that consist of 8", 9", 10", 11", 12" and 15 3/4". free-standing shelving is available in the following heights: 42", 48", 54", 60", 66", 72", 78", 84" and 90", produced with a 1 3/16" x 2 3/8" steel tube.

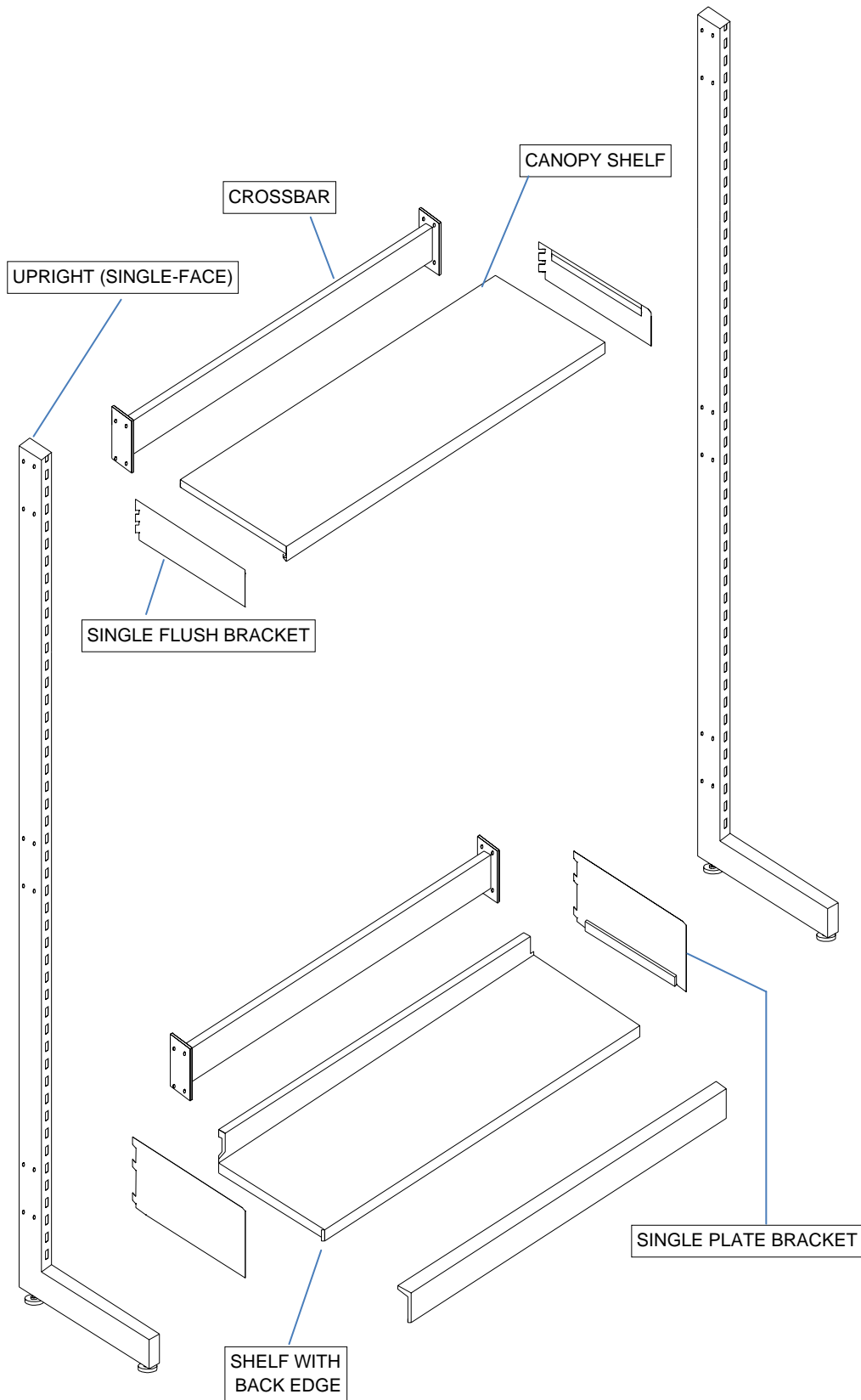
The shelving is constructed by connecting an upright with two crossbars per section. A third crossbar can be added. The modular construction and the various components of the BIBLOMODEL shelving system, ensures a

BIBLOMODEL can assist you with sales or service, please do not hesitate to contact our offices or your











**Basic Components**




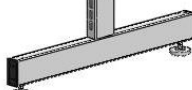





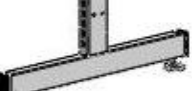
**Uprights**

<b>Single Faced Upright - 1 3/16" x 2 3/8"</b>				<b>Code</b>
	<b>Height of Upright</b>	<b>Upright Depth</b>	<b>Nominal Shelf Depth</b>	
	42"	10 1/4"	8"	364174
	42"	11 1/4"	9"	364178
	42"	12 1/4"	10"	364175
	42"	13 1/4"	11"	364179
	42"	14 1/4"	12"	364176
	42"	18"	15 3/4"	364177
	48"	10 1/4"	8"	364134
	48"	11 1/4"	9"	364138
	48"	12 1/4"	10"	364135
	48"	13 1/4"	11"	364139
	48"	14 1/4"	12"	364136
	48"	18"	15 3/4"	364137
	54"	10 1/4"	8"	364114
	54"	11 1/4"	9"	364118
	54"	12 1/4"	10"	364115
	54"	13 1/4"	11"	364119
	54"	14 1/4"	12"	364116
	54"	18"	15 3/4"	364117
	60"	10 1/4"	8"	364144
	60"	11 1/4"	9"	364148
	60"	12 1/4"	10"	364145
	60"	13 1/4"	11"	364149
	60"	14 1/4"	12"	364146
	60"	18"	15 3/4"	364147
	66"	10 1/4"	8"	364164
	66"	11 1/4"	9"	364168
	66"	12 1/4"	10"	364165
	66"	13 1/4"	11"	364169
	66"	14 1/4"	12"	364166
	66"	18"	15 3/4"	364167
	72"	10 1/4"	8"	364154
	72"	11 1/4"	9"	364158
	72"	12 1/4"	10"	364155
	72"	13 1/4"	11"	364159
	72"	14 1/4"	12"	364156
	72"	18"	15 3/4"	364157
	78"	10 1/4"	8"	364194
	78"	11 1/4"	9"	364198
	78"	12 1/4"	10"	364195
	78"	13 1/4"	11"	364199
	78"	14 1/4"	12"	364196
	78"	18"	15 3/4"	364197
	84"	10 1/4"	8"	364184
	84"	11 1/4"	9"	364188
	84"	12 1/4"	10"	364185
	84"	13 1/4"	11"	364189
	84"	14 1/4"	12"	364186
	84"	18"	15 3/4"	364187
	90"	10 1/4"	8"	364124
	90"	11 1/4"	9"	364128
	90"	12 1/4"	10"	364125
	90"	13 1/4"	11"	364129
	90"	14 1/4"	12"	364126
	90"	18"	15 3/4"	364127

UPRIGHTS: 42", 48" 54" & 60" HAVE 2 SETS OF HOLES FOR CROSSBAR.



UPRIGHTS: 66", 72", 78", 84" & 90" HAVE 3 SETS OF HOLES FOR CROSSBAR.

**Uprights**
**Double Faced Upright - 1 3/16" x 2 3/8"**

	Height of Upright	Upright Depth	Nominal Shelf Depth	Code
	42"	18 1/4"	8" / 8"	364274
	42"	20 1/4"	9" / 9"	364278
	42"	22 1/4"	10" / 10"	364275
	42"	24 1/4"	11" / 11"	364279
	42"	26 1/4"	12" / 12"	364276
	42"	33 3/4"	15 3/4" / 15 3/4"	364277
	48"	18 1/4"	8" / 8"	364234
	48"	20 1/4"	9" / 9"	364238
	48"	22 1/4"	10" / 10"	364235
	48"	24 1/4"	11" / 11"	364239
48"	26 1/4"	12" / 12"	364236	
48"	33 3/4"	15 3/4" / 15 3/4"	364237	
	54"	18 1/4"	8" / 8"	364214
	54"	20 1/4"	9" / 9"	364218
	54"	22 1/4"	10" / 10"	364215
	54"	24 1/4"	11" / 11"	364219
	54"	26 1/4"	12" / 12"	364216
	54"	33 3/4"	15 3/4" / 15 3/4"	364217
		60"	18 1/4"	8" / 8"
60"		20 1/4"	9" / 9"	364248
60"		22 1/4"	10" / 10"	364245
60"		24 1/4"	11" / 11"	364249
60"		26 1/4"	12" / 12"	364246
60"		33 3/4"	15 3/4" / 15 3/4"	364247
		66"	18 1/4"	8" / 8"
	66"	20 1/4"	9" / 9"	364268
	66"	22 1/4"	10" / 10"	364265
	66"	24 1/4"	11" / 11"	364269
	66"	26 1/4"	12" / 12"	364266
	66"	33 3/4"	15 3/4" / 15 3/4"	364267
		72"	18 1/4"	8" / 8"
72"		20 1/4"	9" / 9"	364258
72"		22 1/4"	10" / 10"	364255
72"		24 1/4"	11" / 11"	364259
72"		26 1/4"	12" / 12"	364256
72"		33 3/4"	15 3/4" / 15 3/4"	364257
		78"	18 1/4"	8" / 8"
	78"	20 1/4"	9" / 9"	364298
	78"	22 1/4"	10" / 10"	364295
	78"	24 1/4"	11" / 11"	364299
	78"	26 1/4"	12" / 12"	364296
	78"	33 3/4"	15 3/4" / 15 3/4"	364297
		84"	18 1/4"	8" / 8"
84"		20 1/4"	9" / 9"	364288
84"		22 1/4"	10" / 10"	364285
84"		24 1/4"	11" / 11"	364289
84"		26 1/4"	12" / 12"	364286
84"		33 3/4"	15 3/4" / 15 3/4"	364287
		90"	18 1/4"	8" / 8"
	90"	20 1/4"	9" / 9"	364228
	90"	22 1/4"	10" / 10"	364225
	90"	24 1/4"	11" / 11"	364229
	90"	26 1/4"	12" / 12"	364226
	90"	33 3/4"	15 3/4" / 15 3/4"	364227

UPRIGHTS: 42", 48" 54" & 60" HAVE 2 SETS OF HOLES FOR CROSSBAR.

UPRIGHTS: 66", 72", 78", 84" & 90" HAVE 3 SETS OF HOLES FOR CROSSBAR.




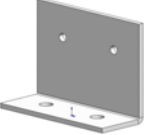



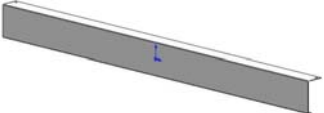
**Uprights**
**Double Faced Upright - 1 3/16" x 2 3/8" With Casters**


Height of Upright	Upright Depth	Nominal Shelf Depth	Code
42"	18 1/4"	8" / 8"	B365874
42"	20 1/4"	9" / 9"	B365878
42"	22 1/4"	10" / 10"	B365875
42"	24 1/4"	11" / 11"	B365879
42"	26 1/4"	12" / 12"	B365876
42"	33 3/4"	15 3/4" / 15 3/4"	B365877
48"	18 1/4"	8" / 8"	B365834
48"	20 1/4"	9" / 9"	B365838
48"	22 1/4"	10" / 10"	B365835
48"	24 1/4"	11" / 11"	B365839
48"	26 1/4"	12" / 12"	B365836
48"	33 3/4"	15 3/4" / 15 3/4"	B365837
54"	18 1/4"	8" / 8"	B365814
54"	20 1/4"	9" / 9"	B365818
54"	22 1/4"	10" / 10"	B365815
54"	24 1/4"	11" / 11"	B365819
54"	26 1/4"	12" / 12"	B365816
54"	33 3/4"	15 3/4" / 15 3/4"	B365817
60"	18 1/4"	8" / 8"	B365844
60"	20 1/4"	9" / 9"	B365848
60"	22 1/4"	10" / 10"	B365845
60"	24 1/4"	11" / 11"	B365849
60"	26 1/4"	12" / 12"	B365846
60"	33 3/4"	15 3/4" / 15 3/4"	B365847
66"	18 1/4"	8" / 8"	B365864
66"	20 1/4"	9" / 9"	B365868
66"	22 1/4"	10" / 10"	B365865
66"	24 1/4"	11" / 11"	B365869
66"	26 1/4"	12" / 12"	B365866
66"	33 3/4"	15 3/4" / 15 3/4"	B365867
72"	18 1/4"	8" / 8"	B365854
72"	20 1/4"	9" / 9"	B365858
72"	22 1/4"	10" / 10"	B365855
72"	24 1/4"	11" / 11"	B365859
72"	26 1/4"	12" / 12"	B365856
72"	33 3/4"	15 3/4" / 15 3/4"	B365857
78"	18 1/4"	8" / 8"	B365894
78"	20 1/4"	9" / 9"	B365898
78"	22 1/4"	10" / 10"	B365895
78"	24 1/4"	11" / 11"	B365899
78"	26 1/4"	12" / 12"	B365896
78"	33 3/4"	15 3/4" / 15 3/4"	B365897
84"	18 1/4"	8" / 8"	B365884
84"	20 1/4"	9" / 9"	B365888
84"	22 1/4"	10" / 10"	B365885
84"	24 1/4"	11" / 11"	B365889
84"	26 1/4"	12" / 12"	B365886
84"	33 3/4"	15 3/4" / 15 3/4"	B365887
90"	18 1/4"	8" / 8"	B365824
90"	20 1/4"	9" / 9"	B365828
90"	22 1/4"	10" / 10"	B365825
90"	24 1/4"	11" / 11"	B365829
90"	26 1/4"	12" / 12"	B365826
90"	33 3/4"	15 3/4" / 15 3/4"	B365827

UPRIGHTS: 42", 48" 54" & 60" HAVE 2 SETS OF HOLES FOR CROSSBAR AND CASTERS WITH BRAKE  
 UPRIGHTS: 66", 72", 78", 84" & 90" HAVE 3 SETS OF HOLES FOR CROSSBAR AND CASTERS WITH BRAKE




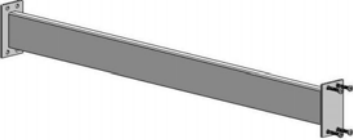

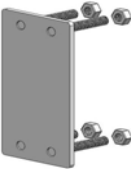
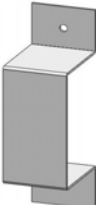
### Uprights Accessories, Crossbar & Crossbar Accessories

	<b>Upright Leveler</b>	<b>H</b>	<b>Code</b>
	Standard Upright Leveler Diameter 1.8"	2.5"	317700
	Oversize Upright Leveler Diameter 1.8"	3.5"	317701
 	<b>Caster</b>		
	Caster with brake		317600
	Caster without brake		317500
	<b>Upright Floor Stabilizer</b>		
	"L" angle floor stabilizer		364140
 	<b>Uprights Extenders</b>	<b>H</b>	
	Single face upright extender	12"	364130
	Double face upright extender	12"	364230
	<b>Wall Strips</b>	<b>H</b>	
	Wall strips - 1 3/16" x 9/16"	12"	363029
		27"	363067
		38"	363097
		50"	363127
		62"	363157
		74"	363187
78"		363197	
86"	363217		
	<b>Base Plate</b>	<b>W</b>	<b>Code</b>
	Base Plate	30"	364007
		36"	364009
		39"	364006

**Uprights Accessories, Crossbar & Crossbar Accessories**
**Crossbars**

Two crossbars required for every SF and DF shelving section.  
 Three crossbars recommended per DF section for uprights: 84" & 90".

**Code**

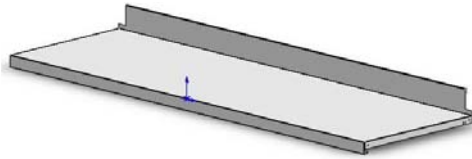
		W	
	<b>For Starter Units</b> Crossbar (Starter, with 8 bolts)	36"	364090
		30"	364075
		39"	364065
	<b>For Add-On Units</b> Crossbar (Add-On, with 4 bolts)	36"	364091
		30"	364076
		39"	364066
	<b>Crossbar Fitting Plate</b>		364070
	<b>Crossbar Fitting Plate with Integrated Bolts</b>		364071
	<b>Crossbar Wall Stabilizer</b>		364432

**Shelves with Back Edge**
**W x D**
**Code**

*Shelves are supplied with a 2" high integral back edge and a raceway fold to receive sliding book supports.*

Shelves with 2" back edge

36" x 8"	366092
36" x 9"	366096
36" x 10"	366095
36" X 11"	366097
36" X 12"	366093
36" X 15 3/4"	366094



Shelves with 2" back edge

30" x 8"	366072
30" x 9"	366076
30" x 10"	366075
30" X 11"	366077
30" X 12"	366073
30" X 15 3/4"	366074

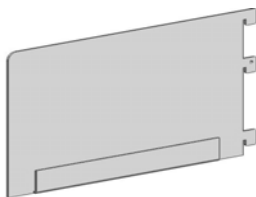
Shelves with 2" back edge

39" x 8"	366042
39" x 9"	366046
39" x 10"	366045
39" X 11"	366047
36" X 12"	366043
39" X 15 3/4"	366044

**Plate Brackets - 6" high**
**D**
**Code**

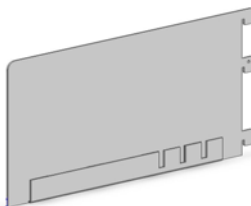
Single plate bracket

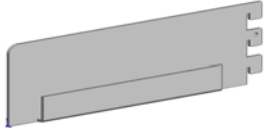
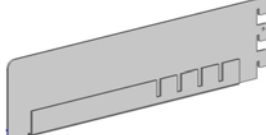
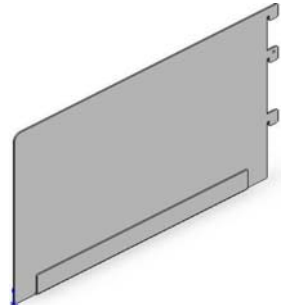
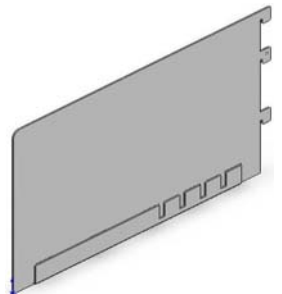
8"	365020
9"	365022
10"	365025
11"	365027
12"	365030
15 3/4"	365040



Double plate bracket

8"	365021
9"	365023
10"	365026
11"	365028
12"	365031
15 3/4"	365041



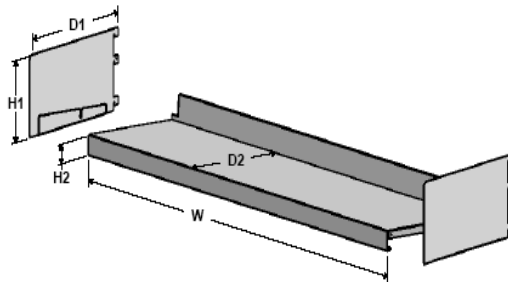
		<b>D</b>	<b>Code</b>
<b>Plate Brackets - 3" high</b>			
	Single bracket	8"	365320
		9"	365356
		10"	365325
		11"	365327
		12"	365330
		15 3/4"	365340
	Double bracket	8"	365321
		9"	365357
		10"	365326
		11"	365328
		12"	365331
		15 3/4"	365341
<b>Plate Brackets - 8" high</b>			
	Single plate bracket	8"	365220
		9"	365222
		10"	365225
		11"	365227
		12"	365230
		15 3/4"	365240
	Double plate bracket	8"	365221
		9"	365223
		10"	365226
		11"	365228
		12"	365231
		15 3/4"	365241



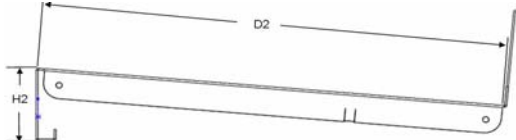
**Sloped Base Shelves**

**Sloped Shelves and Brackets**

*Designed with a 10° degree slope so spine out items have a comfortable viewing angle*

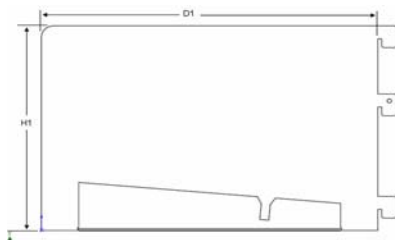


**Sloped Shelves**



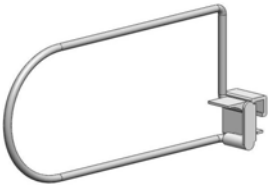
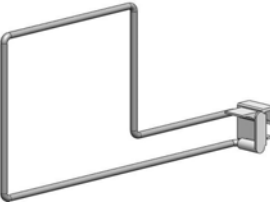
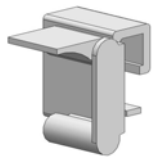
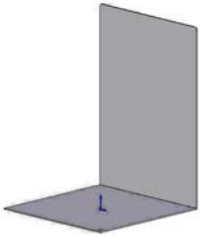
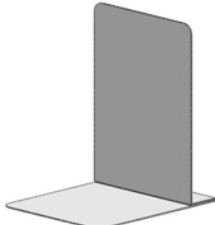
**Bracket for Sloped Base Shelves**

*Bracket must be at least 1" deeper (D1) than sloped shelf depth (D2)*



**Bracket**

W x D2 x H2	Code
36" x 7" x 1.5" face front	360110
36" x 8" x 1.5" face front	360120
36" x 9" x 1.5" face front	360130
36" x 10" x 1.5" face front	360140
36" x 11" x 1.5" face front	360150
36" x 12" x 1.5" face front	360160
36" x 15 3/4" x 1.5" face front	360170
30" x 7" x 1.5" face front	359110
30" x 8" x 1.5" face front	359120
30" x 9" x 1.5" face front	359130
30" x 10" x 1.5" face front	359140
30" x 11" x 1.5" face front	359150
30" x 12" x 1.5" face front	359160
30" x 15 3/4" x 1.5" face front	359170
39" x 7" x 1.5" face front	361110
39" x 8" x 1.5" face front	361120
39" x 9" x 1.5" face front	361130
39" x 10" x 1.5" face front	361140
39" x 11" x 1.5" face front	361150
39" x 12" x 1.5" face front	361160
39" x 15 3/4" x 1.5" face front	361170
H1 X D1	
6" X 8"	360111
6" X 9"	360121
6" X 10"	360131
6" X 11"	360141
6" X 12"	360151
6" X 15 3/4"	360161

	<b>Book Supports for Shelves</b>	<b>For shelf depth</b>	<b>Code</b>
	<b>Sliding book support, painted</b>	8" & 9" 10", 11" & 12"	367320 367326
	<b>Sliding book support, chrome</b>	8" & 9" 10", 11" & 12"	367322 367323
	<b>Book support square, painted</b> Recommended for large books	8" 9" 10" 11" & 12"	367318 367324 367321 367325
	<b>Book support square, chrome</b>	8" 9" 10" 11" & 12"	367319 367327 367330 367328
	<b>Track accessory for sliding book support</b>		367329
		<b>Height</b>	
	<b>"L" shaped book support</b>	6" 10"	360003 360004
	cork bottom included	6" 10"	360001 360002
	<b>Double "L" shaped book support</b> wider base for added support of heavier items	6" 10"	700004 700005
	cork bottom included	6" 10"	700001 700002



### Divider Shelves

#### Divider Shelves

Steel shelf with 8"H backstops. The shelves are punched at 1" intervals with a special design to accommodate legal or letter documents. It includes 3 dividers per shelf.

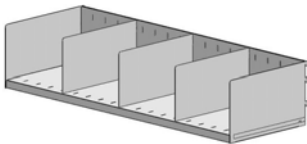
#### W X H X D

#### Code

Divider shelf

36" x 8" x 9"  
36" x 8" x 10"  
36" x 8" x 11"  
36" x 8" x 12"

366733  
366725  
369916  
366730



Divider shelf

30" x 8" x 9"  
30" x 8" x 10"  
30" x 8" x 11"  
30" x 8" x 12"

366732  
366723  
369915  
366724

Divider shelf

39" x 8" x 9"  
39" x 8" x 10"  
39" x 8" x 11"  
39" x 8" x 12"

366734  
366735  
369917  
366740



#### Divider 8" High for the Standard Divider Shelf

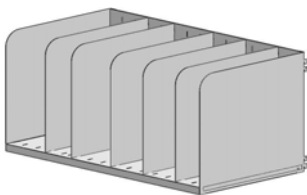
9"  
10"  
11"  
12"

366736  
366726  
369918  
366731

#### Tall Divider Shelf

Steel shelf with 15-3/4"H backstops. The shelves are punched at 1" intervals with a special design to accommodate binders. It includes 5 dividers per shelf.

#### W X H X D



Tall Divider shelf

36" x 15 3/4" x 15 3/4"  
30" x 15 3/4" x 15 3/4"  
39" x 15 3/4" x 15 3/4"

366790  
366774  
366700



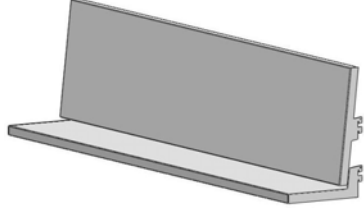
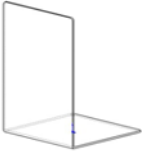
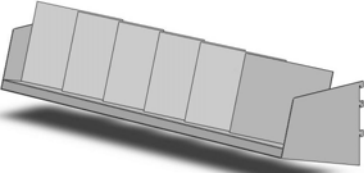
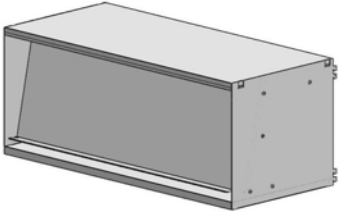
#### Divider 15-3/4" High for the Tall Divider Shelf

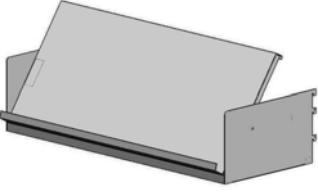
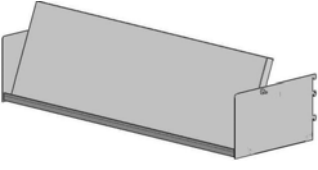
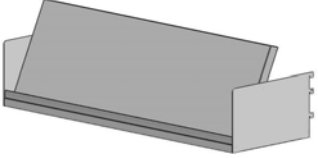
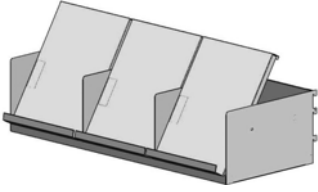
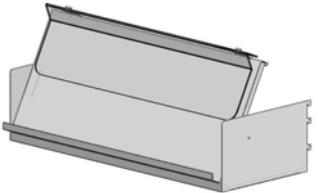

15 3/4"

366744



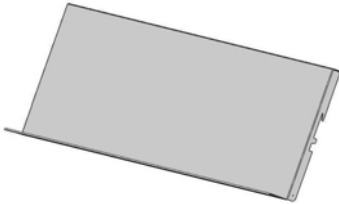
**Periodical Shelves**

	<b>Face Front Shelves</b> <i>Ideal for displaying magazines, brochures, catalogs, newspapers and more. Back issues can be stored behind current issue</i>	<b>W x H x D</b>	<b>Code</b>
		36" x 12" x 9"	366393
		30" x 12" x 9"	366373
		39" x 12" x 9"	366382
		36" X 12" X 11"	366394
		30" X 12" X 11"	366374
		39" X 12" X 11"	366383
	<b>"L" shaped Acrylic support for Face Front Shelves</b>	6" x 9" x 6"	360005
	<b>Magazine Shelves</b> <i>Shelf displays 6 titles</i>	36" X 8" X 8" 36" X 8 1/2" X 10" 36" X 9" X 12"	MD364033 MD364035 MD364037
	<b>Tip-Up Periodical Cabinet</b> <i>This can be used as display and as a storage cabinet. It has a standard back edge shelf as bottom that offers enough clearance for vertical storage of back issues when display shelf is in close position. Ideal for displaying magazines, catalogs, brochures, newspapers and more.</i>	<b>W x H x D</b> 36" x 15 3/4" x 15 3/4" 30" x 15 3/4" x 15 3/4" 39" x 15 3/4" x 15 3/4"	<b>Code</b> 366390 369920 366375

			Code
 <p><b>TYPE 1: Old Style Hinged Periodical Shelf</b>  <i>The 14" sloped shelf is ideal for displaying magazines, catalogs and more. This sloped shelf flips up to access flat shelf at the bottom, used for storage of back issues.</i></p> <p>S1 = Sloped Shelf Height 14"            S2 = Bottom Shelf Depth 12"            D = Bracket Depth 12"</p>	<b>W x S1 x S2 x D</b>		
	36" x 14" x 12" x 12"		366350
	30" x 14" x 12" x 12"		366330
	39" x 14" x 12" x 12"		366340
 <p><b>TYPE 2: New Style Hinged Periodical Shelf</b>  <i>The 12" sloped shelf is ideal for displaying magazines, catalogs and more. This sloped shelf flips up to access flat shelf at the bottom, used for storage of back issues.</i></p> <p>S1 = Sloped Shelf Height 12"            S2 = Bottom Shelf Depth 10"            D = Bracket Depth 12"</p>	<b>W x S1 x S2 x D</b>		
	36" x 12" x 10" x 12"		366335
	30" x 12" x 10" x 12"		366336
	39" x 12" x 10" x 12"		366337
 <p><b>TYPE 3: New Special Hinged Periodical Shelf</b>  <i>New special hinged periodical shelf. 12" Sloped shelf</i></p> <p>S1 = Sloped Shelf Height 12"            S2 = Bottom Shelf Depth 10"            D = Bracket Depth 10"</p>	<b>W x S1 x S2 x D</b>		
	36" x 12" x 10" x 10"		366235
	30" x 12" x 10" x 10"		366236
	39" x 12" x 10" x 10"		366237
 <p><b>TYPE 4: Hinged Periodical shelf with 3 dividers</b>  <i>Hinged periodical shelf with 3 dividers</i></p>	<b>W x S1 x S2 x D</b>		
	36" x 14" x 12" x 12"		366250
	30" x 14" x 12" x 12"		366230
	39" x 14" x 12" x 12"		366240
 <p><b>TYPE 5: Hinged Periodical shelf with acrylic screen</b>  <i>Hinged Periodical shelf with acrylic screen</i></p>	<b>W x S1 x S2 x D</b>		
	36" x 14" x 12" x 12"		366150
	30" x 14" x 12" x 12"		366130
	39" x 14" x 12" x 12"		366140
 <p><b>Acrylic screen</b></p>	<b>W</b>		
	36"		366151
	30"		366131
	39"		366141

**Face-out Display Shelves**
**W x H**
**Code**

*Ideal for displaying magazines, brochures, catalogs, newspapers and more. Can be installed on 30° or 45° degree brackets.*


**Face-out Display Shelf**

36" x 12"

366293

30" x 12"

366273

39" x 12"

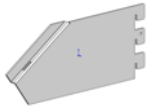
366282

**Brackets for Face-out Display Shelves**
**30° Bracket**


365600


**45° Bracket**

365700


**Double Tier Display Shelves**
**W x H x D**
**Code**

*Display Magazines, Books, Pamphlet, Brochures .  
With 2 tiers*



36" x 19" x 12"

367390

30" x 19" x 12"

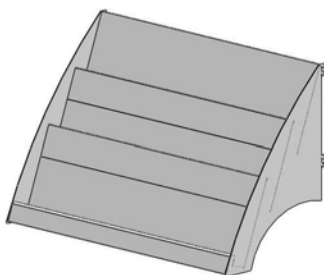
367375

39" x 19" x 12"

367300

**Triple Tier Display Shelves**
**W x H x D**
**Code**

*Display Magazines, Books, Pamphlet, Brochures .  
With 3 tiers*



36" x 25" x 15 3/4"

367490

30" x 25" x 15 3/4"

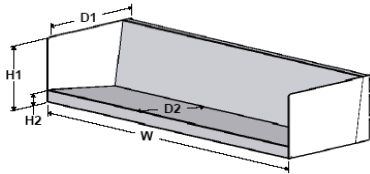
367475

39" x 25" x 15 3/4"

367400

### Sloped Display Shelves

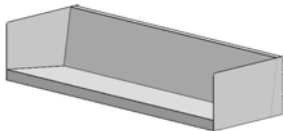
With a sloped back, displays items have a comfortable viewing angle.



W = Shelves Width  
 H = Shelves & Bracket Height  
 D1 = Bracket Depth  
 D2 = Usable Space.

#### Sloped Display Shelf

*Shelf constructed with 10° degree back slant for a better viewing of items on display. 1.5" face front*



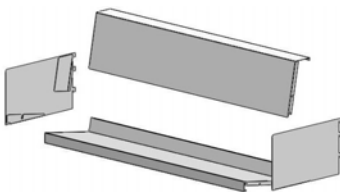
#### W x H x D1 x D2

#### Code

36" x 8" x 10" (8" usable space)	365490
36" x 8" x 12" (8" usable space)	365590
36" x 8" x 12" (10" usable space)	365690
30" x 8" x 10" (8" usable space)	365475
30" x 8" x 12" (8" usable space)	365557
30" x 8" x 12" (10" usable space)	365675
39" x 8" x 10" (8" usable space)	365400
39" x 8" x 12" (8" usable space)	365500
39" x 8" x 12" (10" usable space)	365601

#### Sloped Display Shelf (4 pieces)

*Shelf constructed with 10° degree back slant for a better viewing of items on display and Detachable in 3 pieces. 1.5" face front*

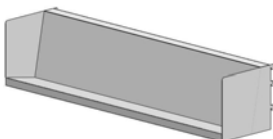


#### W x H x D1 x D2

36" x 8" x 10" (8" usable space)	363496
36" x 8" x 12" (8" usable space)	363494
36" x 8" x 12" (10" usable space)	363694
30" x 8" x 10" (8" usable space)	363477
30" x 8" x 12" (8" usable space)	363495
30" x 8" x 12" (10" usable space)	363695
39" x 8" x 10" (8" usable space)	363478
39" x 8" x 12" (8" usable space)	363479
39" x 8" x 12" (10" usable space)	363679

#### Paper Back / Video Shelves

*Ideal for storing videocassettes or paper backs. Shelf constructed with 12° degree back slant for a better viewing of items on display.*



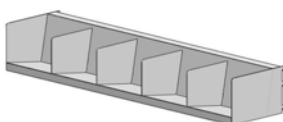
#### W x H x D1 x D2

#### Code

36" x 8" x 8" (4.84" usable space)	366490
30" x 8" x 8" (4.84" usable space)	369930
39" x 8" x 8" (4.84" usable space)	366493

#### Compact Disc Shelves

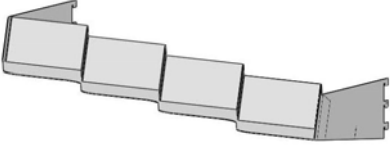
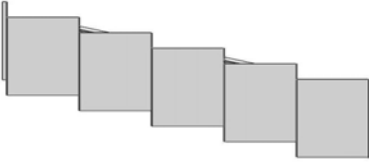
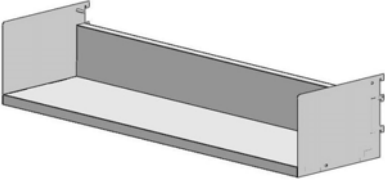
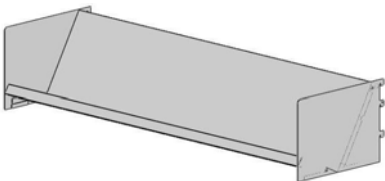
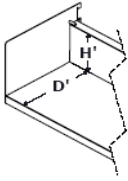
*Shelf is in slanted 10 degree angle Provides 5 "compartments"*



#### W x H x D1 x D2



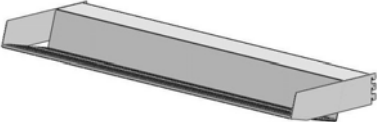
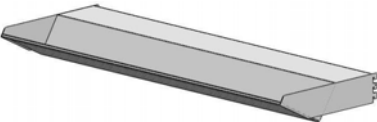

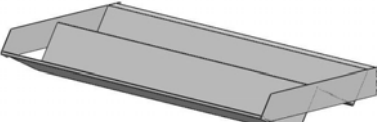
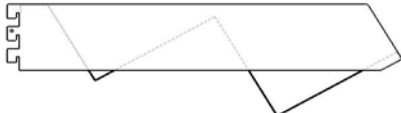
#### Code

36" x 6" x 8" (5.51" usable space)	366492
------------------------------------	--------


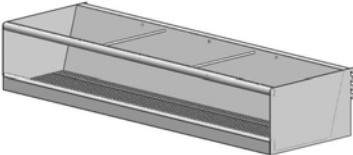
		W x H x D	Code
 <p><b>MD Zig-Zag Shelves</b></p> <p><i>Ideal for displaying of videos, paperbacks or any kind of media.</i></p> <p><i>Provides four "compartments"</i></p>		36" X 5" X 10"	MD364031
		36" X 5 1/4" X 12"	MD364032
 <p><b>Zig Zag Insert</b></p> <p><i>Can be used as an accessory for a better displaying of videos, paperbacks or any kind of media. Ideal to be used on video shelves or sloped display shelves.</i></p> <p><i>Provides five "compartments"</i></p>		36"	369923
		30"	369922
		39"	369924
 <p><b>Multipurpose Shelves</b></p> <p><b>Position 1</b></p> <p><i>Shelf is flat with 4.9" high integral back usable depth is 9"</i></p>		36" x 8 x 10 x 9	366290
		30" x 8 x 10 x 9	366275
		39" x 8 x 10 x 9	366200
 <p><b>Position 2</b></p> <p><i>Shelf is in slanted 28 degree angle usable depth is 4.9"</i></p>		36" x 8 x 10 x 4.9	366290
		30" x 8 x 10 x 4.9	366275
		39" x 8 x 10 x 4.9	366200
	 <p>H' X D'</p> <p>4.9" X 9"</p>		

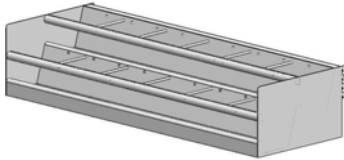


### Display Shelves

		W X H X D	Code
	<p><b>MD Single Shelves V 15 Degree</b> Usable space 5.7" Rubber Matt</p> 	36" X 3 1/2" X 8"	MD364042
	<p><b>MD Single Shelves V 15 Degree</b> Usable space 5.7" Rubber Matt</p> 	36" X 3 1/2" X 10"	MD364044
	<p><b>MD Single Shelves V 30 Degree</b> Usable space 5.7" Rubber Matt</p> 	36" X 3 1/2" X 12"	MD364046
	<p><b>MD Double Shelves V 30 Degree</b> Usable space 5.7" x 2 Rubber Matt</p> 	36" X 5" X 15 3/4"	MD364050

**Multispace Browse Boxes**

	<b>W X H X D</b>	<b>Code</b>
<b>Low Multispace Browse Box</b>		
<b>36" wide</b>		
<i>contains (5) repositionable divider rods</i>		
	<b>Low Multispace Browse Box 8"</b>	36" x 4" x 8" B368427
	<b>Single Multispace Browse Box 10"</b>	36" x 4" x 10" B368428
	<b>Single Multispace Browse Box 10" Pull-out</b>	B368435
	<b>Single Multispace Browse Box 12"</b>	36" x 4" x 12" B368429
	<b>Single Multispace Browse Box 12" Pull-out</b>	B368436
	<b>Single Multispace Browse Box 15-3/4"</b>	36" x 4" x 15-3/4" B368450
	<b>Single Multispace Browse Box 15-3/4" Pull-out</b>	B368437
<b>39" wide</b>		
<i>contains (5) repositionable divider rods</i>		
	<b>Single Multispace Browse Box 8"</b>	39" x 4" x 8" B368627
	<b>Single Multispace Browse Box 10"</b>	39" x 4" x 10" B368628
	<b>Single Multispace Browse Box 10" Pull-out</b>	B368445
	<b>Single Multispace Browse Box 12"</b>	39" x 4" x 12" B368629
	<b>Single Multispace Browse Box 12" Pull-out</b>	B368446
	<b>Single Multispace Browse Box 15-3/4"</b>	39" x 4" x 15-3/4" B368650
	<b>Single Multispace Browse Box 15-3/4" Pull-out</b>	B368447
<b>High Multispace Browse Box</b>		
<b>36" wide</b>		
<i>contains (2) repositionable divider rods</i>		
	<b>High Multispace Browse Box 10"</b>	36" x 8" x 10" B368452
	<b>High Multispace Browse Box 12"</b>	36" x 8" x 12" B368453
	<b>High Multispace Browse Box 15-3/4"</b>	36" x 8" x 15-3/4" B368454
<b>39" wide</b>		
<i>contains (3) repositionable divider rods</i>		
	<b>High Multispace Browse Box 10"</b>	39" x 8" x 10" B368459
	<b>High Multispace Browse Box 12"</b>	39" x 8" x 12" B368460
	<b>High Multispace Browse Box 15-3/4"</b>	39" x 8" x 15-3/4" B368461

**Multispace Browse Boxes**
**Double Tier Multispace Browse Box**
**W X H X D**
**Code**
**36" wide**
*contains (10) repositionable divider rods*

**Double Tier Multispace Browse Box 10"**

36" x 8" x 10"

B368456

**Double Tier Multispace Browse Box 12"**

36" x 8" x 12"

B368457

**Double Tier Multispace Browse Box 15-3/4"**

36" x 8" x 15 3/4"

B368458

**Divider rod for low & high Multispace Browse Box**
**L**
**Code**


Rod for Cat. Num. B364827 and B368627

7"

B368463

Rod for Cat. Num B368428, B368435, B368628, B368445, B368452, B368459

9"

B368464

Rod for Cat. Num. B368429, B368436, B368629 B368446, B368453, B368460

11"

B368465

Rod for Cat. Num. B368450, B368437, B368650 B368447, B368454, B368461

15"

B368466

**Divider rod for Double Tier Multispace Browse Box**


Rod for Cat. Num. (B368456)

4-1/4"

B368467

Rod for Cat. Num. (B368457)

5-1/4"

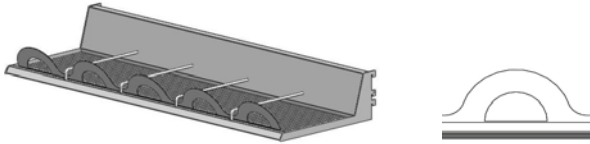
B368468

Rod for Cat. Num. (B368458)

7-1/4"

B368469

**MD Flat Shelves Wave Front**  
**Tall Back & Rubber Matt**  
*5 Compartments*



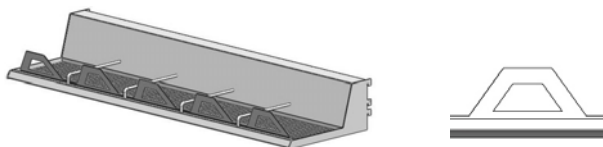
**W X H X D**

36" X 5" X 8"  
36" X 5" X 10"  
36" X 5" X 12"  
36" X 5" X 15 3/4"

**Code**

MD362820  
MD362825  
MD362830  
MD362840

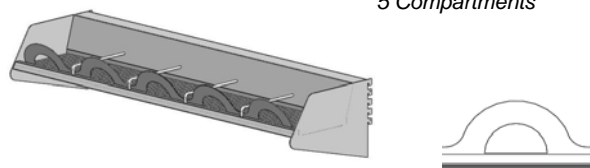
**MD Flat Shelves Pyramidal Front**  
**Tall Back & Rubber Matt**  
*5 Compartments*



36" X 5" X 8"  
36" X 5" X 10"  
36" X 5" X 12"  
36" X 5" X 15 3/4"

MD362920  
MD362925  
MD362930  
MD362940

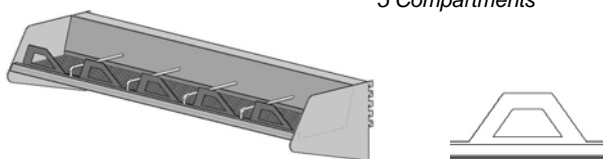
**MD Shelves D Wave Front**  
**Rubber Matt**  
*5 Compartments*



36" X 8" X 8"  
36" X 8" X 10"  
36" X 8" X 12"  
36" X 8" X 15 3/4"

MD363420  
MD363425  
MD363430  
MD363440

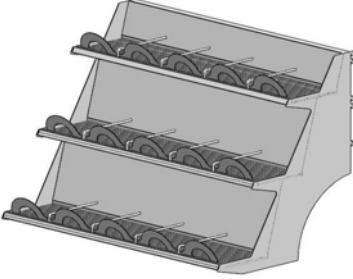

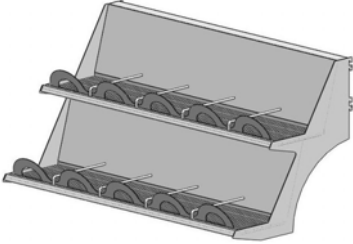

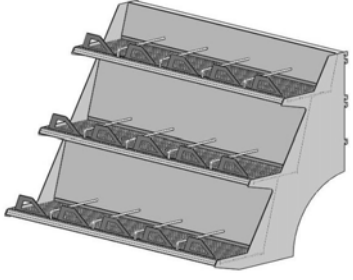

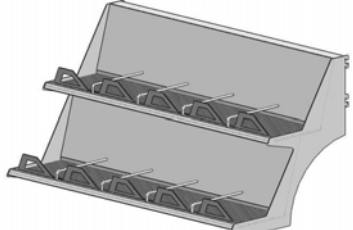

**MD Shelves D Pyramidal Front**  
**Rubber Matt**  
*5 Compartments*



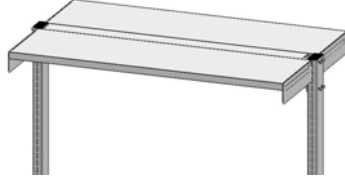
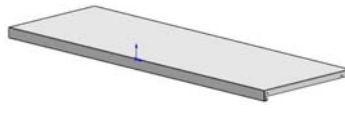

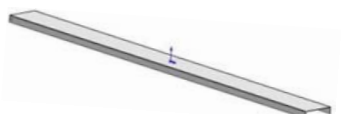

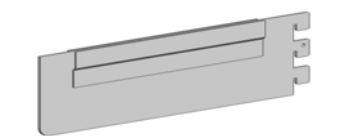

36" X 8" X 8"  
36" X 8" X 10"  
36" X 8" X 12"  
36" X 8" X 15 3/4"

MD363520  
MD363525  
MD363530  
MD363540

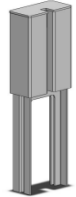
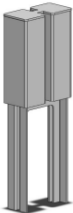


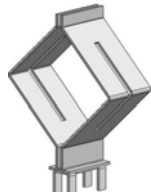
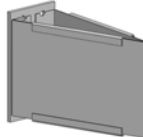
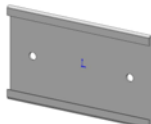


		W X H X D	Code
	<b>MD Triple Shelves Wave Front Rubber Matt</b> 	36" X 26 3/4" X 24 1/2"	MD363624
	<b>MD Double Shelves Wave Front Rubber Matt</b> 	36" X 20" X 18"	MD363618
	<b>MD Triple Shelves Pyramidal Front Rubber Matt</b> 	36" X 26 3/4" X 24 1/2"	MD363724
	<b>MD Double Shelves Pyramidal Front Rubber Matt</b> 	36" X 20" X 18"	MD363718

**Canopy Shelves and Brackets**

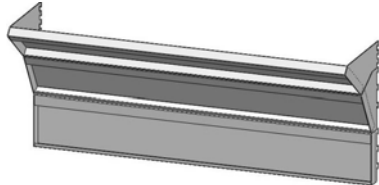
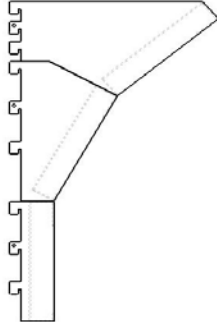



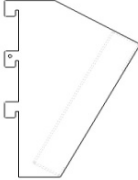
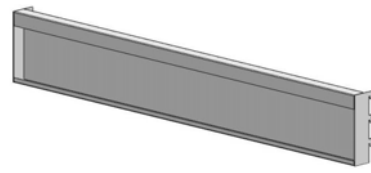

	<b>Steel Canopy</b> <i>Designed to be installed at the top of the unit protecting books from dust. On double face sections it is recommended to use a shelf bridge to cover the gap between canopy shelves</i>	<b>W x D</b>	<b>Code</b>
	Steel canopy shelf	36" x 8" 36" x 9" 36" x 10" 36" X 11" 36" X 12" 36" X 15 3/4"	366592 366596 366595 366597 366593 366594
	Steel canopy shelf	30" x 8" 30" x 9" 30" x 10" 30" X 11" 30" X 12" 30" X 15 3/4"	366572 366576 366575 366577 366573 366574
	Steel canopy shelf	39" x 8" 39" x 9" 39" x 10" 39" X 11" 39" X 12" 39" X 15 3/4"	366542 366546 366545 366547 366543 366544
	<b>Shelf Bridge</b> <i>The shelf bridge is used to fill the gap between two canopy tops on double face units. Bridge must be installed into the back edge of each canopy shelf without any tool.</i>	<b>W</b> 36" 30" 39"	366890 366875 366885
	<b>Flush Brackets - 3" high</b> Single flush bracket <i>For Canopy Shelves on Starter sections.</i>	<b>D</b> 8" 9" 10" 11" 12" 15 3/4"	365420 365422 365425 365427 365430 365440
	Double flush bracket <i>For Canopy Shelves on Adder sections.</i>	8" 9" 10" 11" 12" 15 3/4"	365421 365423 365426 365428 365431 365441
	Single Wood Flush Bracket <i>For Wood or Laminate Canopy Tops.</i>	8" 9" 10" 11" 12" 15 3/4"	365520 365522 365525 365527 365530 365540


**Signage**

 	<b>Sign Holder</b>  <b>Single Side Signage</b>  <b>Double Side Signage</b>	<b>Code</b>  B362021  B362121
	<b>Single Side Signage For Steel End Panel</b>	B362125
	<b>MD Single Signage</b>	MD364061
	<b>MD Double Signage</b>	MD364062
	<b>Range Finder</b>  Range finder for upright attachment or Lateral Panels (Card Space: 3" H' x 5" W')	<b>H X W</b>  4" X 6"      364521
	<b>Flat Card Holder</b> Card Space	3" X 5"      364520




### Signage

		<b>W X H X D</b>	<b>Code</b>
		<b>MD Top Display Shelves 45 Degree</b> 36" X 4 3/4" X 8 1/2"	MD364020
		<b>MD Top Display Shelves 60 Degree</b> 36" X 6 3/4" X 4 1/4"	MD364022
		<b>MD Intermediate Display Shelves</b> 36" X 6" X 1"	MD364024



**Steel Intermediate Panels**

	<b>W</b>	<b>Code</b>
Steel Intermediate Panel for 42"	36"	369121
Steel Intermediate Panel for 48"	36"	369126
Steel Intermediate Panel for 54"	36"	369129
Steel Intermediate Panel for 60"	36"	369127
Steel Intermediate Panel for 66"	36"	369122
Steel Intermediate Panel for 72"	36"	369128
Steel Intermediate Panel for 78"	36"	369123
Steel Intermediate Panel for 84"	36"	369124
Steel Intermediate Panel for 90"	36"	369125
Steel Intermediate Panel for 42"	30"	369021
Steel Intermediate Panel for 48"	30"	369026
Steel Intermediate Panel for 54"	30"	369029
Steel Intermediate Panel for 60"	30"	369027
Steel Intermediate Panel for 66"	30"	369022
Steel Intermediate Panel for 72"	30"	369028
Steel Intermediate Panel for 78"	30"	369023
Steel Intermediate Panel for 84"	30"	369024
Steel Intermediate Panel for 90"	30"	369025




**Bracket**

Bracket for Steel Intermediate Panel for Uprights 66" and up.

<b>Code</b>
369200




**Steel End Panels**



<b>Steel End Panels Single Side</b>	<b>H X D</b>	<b>Code</b>
Steel end panel single side	42" x 8"	368774
	42" x 9"	368778
	42" x 10"	368775
	42" x 11"	368779
	42" x 12"	368776
	42" x 15 3/4"	368777
Steel end panel single side	48" x 8"	368746
	48" x 9"	368747
	48" x 10"	368748
	48" x 11"	368749
	48" x 12"	368750
	48" x 15 3/4"	368751
Steel end panel single side	54" x 8"	368718
	54" x 9"	368719
	54" x 10"	368720
	54" x 11"	368721
	54" x 12"	368722
	54" x 15 3/4"	368723
Steel end panel single side	60" x 8"	368752
	60" x 9"	368753
	60" x 10"	368754
	60" x 11"	368755
	60" x 12"	368756
	60" x 15 3/4"	368757
Steel end panel single side	66" x 8"	368764
	66" x 9"	368768
	66" x 10"	368765
	66" x 11"	368769
	66" x 12"	368766
	66" x 15 3/4"	368767
Steel end panel single side	72" x 8"	368758
	72" x 9"	368759
	72" x 10"	368760
	72" x 11"	368761
	72" x 12"	368762
	72" x 15 3/4"	368763
Steel end panel single side	78" x 8"	368794
	78" x 9"	368798
	78" x 10"	368795
	78" x 11"	368799
	78" x 12"	368796
	78" x 15 3/4"	368797
Steel end panel single side	84" x 8"	368784
	84" x 9"	368788
	84" x 10"	368785
	84" x 11"	368789
	84" x 12"	368786
	84" x 15 3/4"	368787
Steel end panel single side	90" x 8"	368724
	90" x 9"	368728
	90" x 10"	368725
	90" x 11"	368729
	90" x 12"	368726
	90" x 15 3/4"	368727



**Steel End Panels**



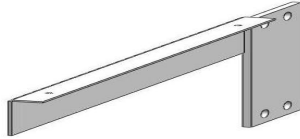
**Steel End Panels Double Side**

	<b>H X D</b>	<b>Code</b>
Steel end panel double side	42" x 8" / 8"	368874
	42" x 9" / 9"	368878
	42" x 10" / 10"	368875
	42" x 11" / 11"	368879
	42" x 12" / 12"	368876
Steel end panel double side	48" x 8" / 8"	368846
	48" x 9" / 9"	368847
	48" x 10" / 10"	368848
	48" x 11" / 11"	368849
	48" x 12" / 12"	368850
Steel end panel double side	54" x 8" / 8"	368818
	54" x 9" / 9"	368819
	54" x 10" / 10"	368820
	54" x 11" / 11"	368821
	54" x 12" / 12"	368822
Steel end panel double side	60" x 8" / 8"	368852
	60" x 9" / 9"	368853
	60" x 10" / 10"	368854
	60" x 11" / 11"	368855
	60" x 12" / 12"	368856
Steel end panel double side	66" x 8" / 8"	368864
	66" x 9" / 9"	368868
	66" x 10" / 10"	368865
	66" x 11" / 11"	368869
	66" x 12" / 12"	368866
Steel end panel double side	72" x 8" / 8"	368858
	72" x 9" / 9"	368859
	72" x 10" / 10"	368860
	72" x 11" / 11"	368861
	72" x 12" / 12"	368862
Steel end panel double side	78" x 8" / 8"	368894
	78" x 9" / 9"	368898
	78" x 10" / 10"	368895
	78" x 11" / 11"	368899
	78" x 12" / 12"	368896
Steel end panel double side	84" x 8" / 8"	368884
	84" x 9" / 9"	368888
	84" x 10" / 10"	368885
	84" x 11" / 11"	368889
	84" x 12" / 12"	368886
Steel end panel double side	90" x 8" / 8"	368824
	90" x 9" / 9"	368828
	90" x 10" / 10"	368825
	90" x 11" / 11"	368829
	90" x 12" / 12"	368826
	90" x 15 3/4" / 15 3/4"	368827



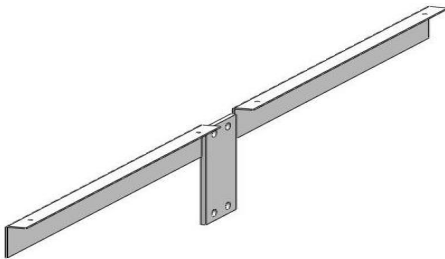
**Fittings for End Panels**

**Fittings for Metal End Panels**



**Single end panel fittings**  
For Metal End Panels


**Code**  
368530



**Double end panel fittings**  
For Metal End Panels


368640

**Fittings for Wood End Panels**



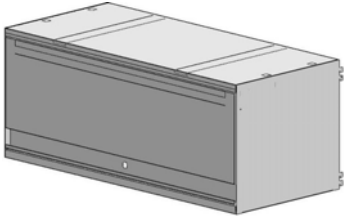
**Single end panel fitting**  
For Wood End Panels (1 pc.)

364232



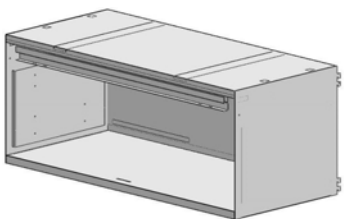
**Double end panel fitting**  
For Wood End Panels (1 pc.)

364233

**Flipper Door Steel Cabinets**
**W X H X D**
**Code**
**View of the Flipper Door Steel Cabinet in close position.**


*This cabinet has a complete closed back. It's available with or without lock that can be keyed alike. The steel cabinet is offered with no frames, 1 frame and 2 frames.*

*Ideal for general storage, boxes, magazines, etc.*


**Flipper Door Steel cabinet with lock**

36" x 15 3/4" x 15 3/4"

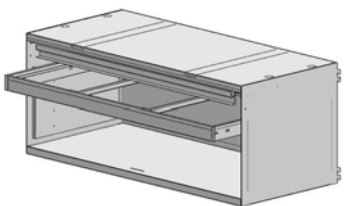
369925

**Flipper Door Steel cabinet with-out lock**

36" x 15 3/4" x 15 3/4"

369937

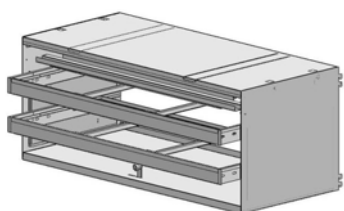
*Ideal for filing applications.*


**Flipper Door Steel cabinet with lock & 1 file frame.**

36" x 15 3/4" x 15 3/4"

316290

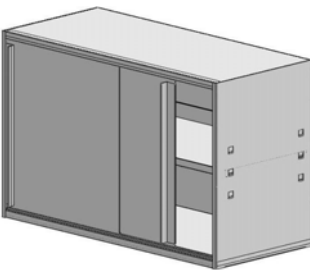
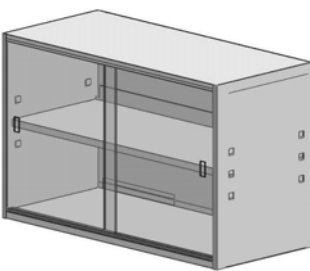
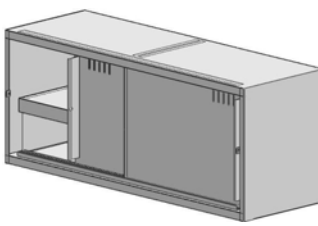
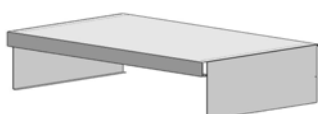
*Ideal for general CD, VHS, Cassette storage, cards.*


**Flipper Door Steel cabinet with lock & 2 file frames.**


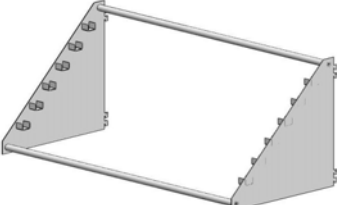
36" x 15 3/4" x 15 3/4"

369927

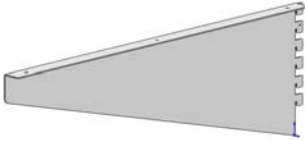
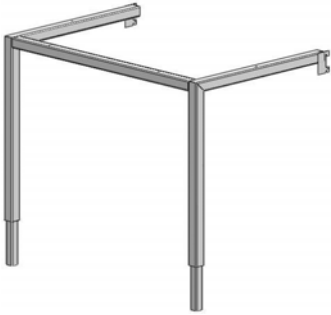
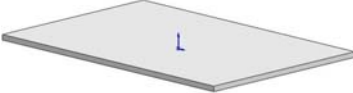
**Sliding Door Cabinets**

<b>Sliding Door Steel Cabinets</b>		<b>W X H X D</b>	<b>Code</b>
<b>Sliding Door Steel Cabinet w/metal doors</b>			
<i>Available with or without lock that can be keyed alike. The storage shelves are pre-punched for attachment of 10" and 12" storage shelves.</i>			
	Sliding Door Steel Cabinet with metal doors and lock	36" x 24 3/5" x 15 3/4"	368430
	Sliding Door Steel Cabinet with metal doors without lock	36" x 24 3/5" x 15 3/4"	369936
<b>Sliding Door Steel Cabinet w/glass doors</b>			
<i>Available with or without lock that can be keyed alike. The doors are by tempered glass. The storage shelves are pre-punched for attachments of 10" and or 12" storage shelves. Can be use for storage.</i>			
	Sliding Door Steel Cabinet with glass doors with lock.	36" x 24 3/5" x 15 3/4"	368432
	Sliding Door Steel Cabinet with glass doors without lock	36" x 24 3/5" x 15 3/4"	318508
<b>Duplex Locker</b>			
	Duplex Locker with Metal Sliding Door ideal for storage.	36" x 15 3/4" x 12"	600002
<b>Inner shelf for duplex locker</b>			
	Inner shelf	18" x 8" x 12"	600005

**Holder Shelves**

	<b>Record hanger</b>	<b>W X H X D</b>	<b>Code</b>
	<p><i>With double rack for displaying plastic media bags. Rod is available in 3/8".</i></p>		
	<b>Record hanger</b>	36" x 3" x 8" (3/8" rod)	366992
		30" x 3" x 8" (3/8" rod)	369928
		39" x 3" x 8" (3/8" rod)	366993
	<b>Newspaper rack</b>		
	<p><i>Staggered newspaper displayer designed to hold 6 newspaper sticks (not included). Brackets count with rounded safety edges.</i></p>	36" x 15 3/4"	368510
		30" x 15 3/4"	368509
		39" x 15 3/4"	368512

**Tables and Writing Surfaces**

	<b>Tables and Writing Surface</b>		<b>Code</b>
	<b>Brackets for Surfaces</b>		
	<b>Wood Flush Bracket</b> for table tops	<b>H X W</b> 6" x 20"	365550
	<b>Adjustable table frame</b>	36" x 23" x 20"	369213
		30" x 23" x 20"	369931
		39" x 23" x 20"	369932
	<b>Adjustable table melamine top with two optional finishing: shelf edge and "PVC Tape 1mm".</b>	36" x 22"	369214
		36" x 24"	369215